

Before removing hull from the mould [kg]

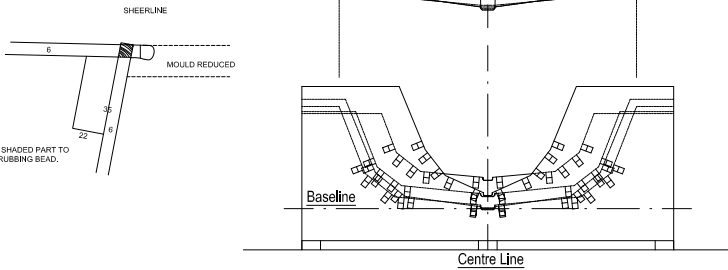
- Fit:- Bow breast Hook (Sketch 5)  
 Inwale to top chine panel (Gunwale [cutting 1st item 12])  
 Foredeck beams including King Plank  
 King Plank and King Plank sides  
 King Post  
 Bow Bouyancy Bulkhead  
 Side Deck knees  
 Side Stringers  
 Quarter blocks  
 Transom Top Fashion Piece  
 Cockpit Carlins  
 Curved Carlins  
 Centre Board case (Sketch 2) and C/B Case Knees (As per Wood Boat)  
 Aft Thwart support  
 Thwarts  
 Side Benches

SKETCH 9 +

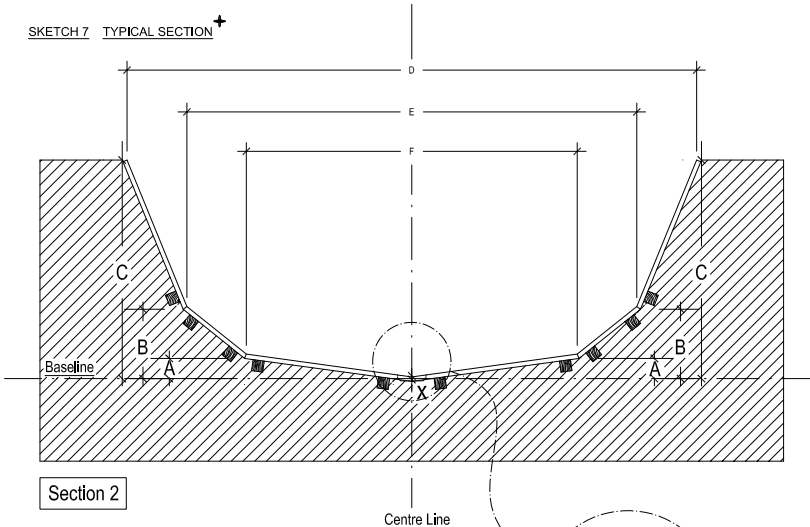
N.B.

Once the panel shapes have been established and cut out it is possible to reduce the height of the moulds so that the decks and the blocking stiles can be fitted before fitting the hull from the moulds.

REMOVE THE SHADED PART TO FIT DECKS & RUBBING BEAD.

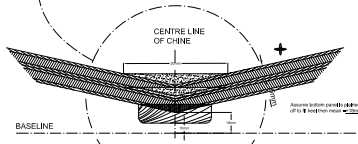


SKETCH 7 TYPICAL SECTION +

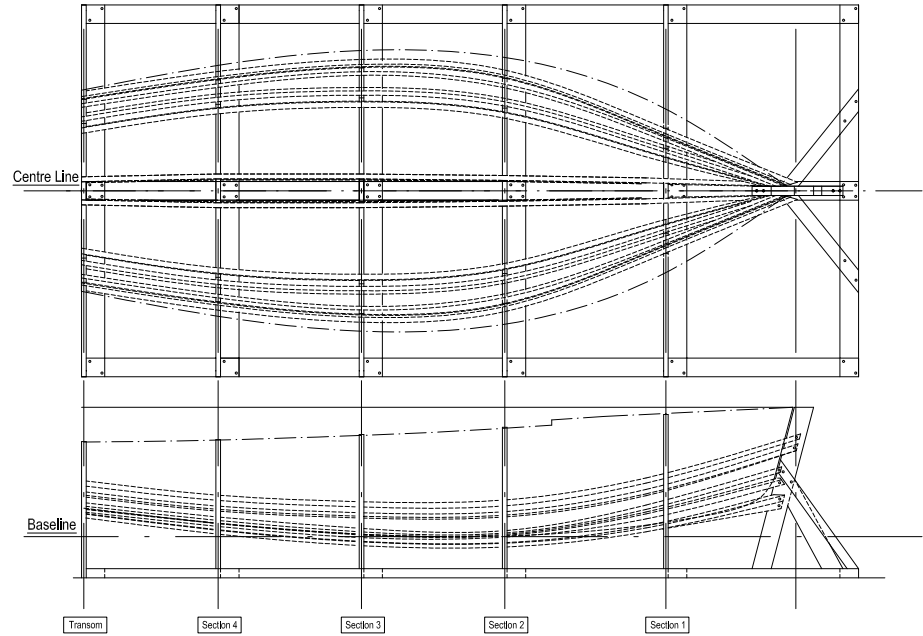


Section 2

Centre Line



BUILDING FRAME IN 50 x 100 SOFTWOOD



The moulds must be constructed exactly

FOR EXAMPLE SECTION 2

(All baseline measurements are minus Keel which is 16mm)

letter	Item
X	19 Baseline to Keel (Mean) = 18mm
A	20 Baseline to lower Chine (Mean) = 66mm
B	21 Baseline to Upper Chine (Mean) = 194mm
C	22 Baseline to Sheerline (Mean) = 588mm
F	23 Beam @ Lower Chine (Mean) = 890mm
E	24 Beam @ Upper Chine (Mean) = 1210mm
D	5 Beam @ Sheerline (Mean) = 1532mm

N.B. The tolerances are to allow for building errors.

Where this symbol is shown the drawing associated with it is a sketch and therefore is NOT to scale (N.T.S)

Final Issue 12/01/01

DO NOT SCALE

THE DIMENSIONAL ACCURACY OF THIS PRINT MAY VARY DUE TO ATMOSPHERIC CONDITIONS AND REPRODUCTION METHODS IT IS RECOMMENDED THAT FORMERS ARE CHECKED AGAINST THE MEASUREMENT FORM BEFORE COMMENCING CONSTRUCTION

INTERNATIONAL ENTERPRISE CLASS RULE No.1

OBJECT OF THE CLASS RULES  
 This is a one design class. The Rules, Plans, and Specifications are intended to ensure that in the hull form, weight, scantlings, full colour, deck plan, the boats are as nearly alike as possible with variations in cockpit layout and fittings as alternatives on kits and plans. All boats shall be built according to the plans and rules in all respects.

INTERNATIONAL SAILING FEDERATION		ARADNE HOUSE, TOWN QUAY, SOUTHAMPTON, SO14 2AQ	
INTERNATIONAL ENTERPRISE			
Designer - JASK PER			
Scale	Sheet	Part	Rev
ONE TENTH FULL SIZE (1:10)	15A	1	1
SETTING OUT FEMALE MOULD			
DATE	BY	CHECKED	DATE